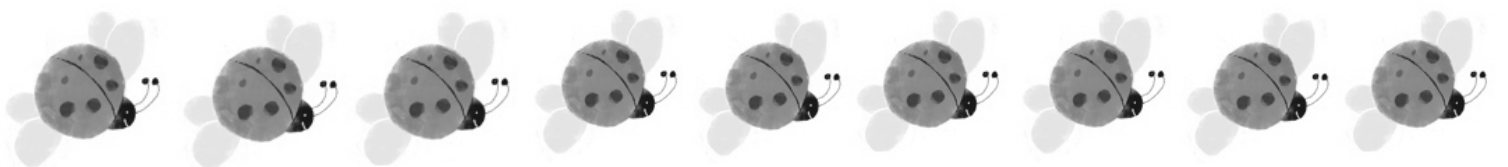


AROUND THE NEIGHBORHOOD

A Story Hour Kit and Read Aloud Activities for
Libraries, Early Childhood Classrooms, and Families



Encouraging families to
Read, Explore, Count, and Discuss
"Around The Neighborhood"



Around the Neighborhood Kit (Page 2)

About the Book

Around the Neighborhood: A Counting Lullaby

By Sarah L. Thomson

Illustrated by Jana Christy

Published by Amazon Children's Publishing

The popular lullaby "Over in the Meadow" is reimagined in this fun counting book that visits the families in a neighborhood, including a mother and her child, a dog and his puppies, a spider and his spiderlings, and a mallard and her ducklings. Sarah L. Thomson's lyrical text is paired with Jana Christy's adorable digital artwork for a perfect bedtime treat.



About the Kit

This kit contains:

- What We Saw "Around the Neighborhood"

An activity sheet that encourages families to explore outdoors and discuss and record their adventures.

- Around the Neighborhood Counting Posters

Free 1- 10 posters to hang in a home, classroom, or library.

- Around the Neighborhood Story Hour Kit


An Activity for Libraries and Early Childhood Classrooms that invites families to listen to a reading, to search for the featured animals 1-10, to gather counting cards, to string the cards on a necklace, and to leave with an encouragement to have adventures with their children "around the neighborhood."

About the Author

Author Sarah L. Thomson lives with her (not so) "little baby one" in Maine where she writes acclaimed picture books, non-fiction, and novels for children and young adults. Look for Sarah online at www.SarahLThomson.com or find "Sarah L. Thomson" on Facebook.

About the Illustrator

Illustrator Jana Christy draws kids, punks, animals, robots, cavemen, and zombies for children's books and other publications. She lives with her family in a neighborhood in Massachusetts and can be found online at www.JanaChristy.com.



These activities were created by Curious City for the picture book, **Around the Neighborhood: A Counting Lullaby** by Sarah L. Thomson and illustrated by Jana Christy (Amazon Children's Publishing).

Around the Neighborhood Kit (Page 3)



What We Saw "Around the Neighborhood" An Activity for Families and Early Childhood Classrooms

One of the strongest things you can do to build a child's literacy skills is to relate the books you read with that child to the real world around her. Additionally, a great way to build a child's growing perception of math and numbers is to count the objects in her day-to-day world.

Can you take your child on a walk and look for things in your neighborhood? Can you spot birds, dogs, or a lone cat? Can you count the number of animals you see as you go and review them when you get back home? For example, "We saw five birds, three dogs, and one cat in a window." Remember to relate this walk back to the book as you explore the neighborhood and to recall your walk when you read the book. You might even hum the music from the back of the book as you walk to reinforce the sweet connection.


Make this a habit on your walks and keep a log of what you saw. Writing in front of your child also reinforces important literacy skills. Children want to learn to write when they see their caregivers writing.

Encourage your child to "write" in the log as well. When your child make marks or scribbles on the page, he is taking steps towards actual writing in the future. We have included an What We Saw Around the Neighborhood sheet in the packet for you to record your ongoing adventures.



Counting Around the Neighborhood A Freebie for Parents, Childcare Providers, Schools, and Libraries

Visit the "Teacher and Librarian" page at [www.Sarah L. Thomson](http://www.SarahL.Thomson.com) to download and print ten 8.5" x 11" counting posters to hang in your house, classroom, or library. Use them with your child or classroom to count and connect with the book **Around the Neighborhood**. (You may also choose to use the posters included in this kit that include actions.)



These activities were created by Curious City for the picture book, **Around the Neighborhood: A Counting Lullaby** by Sarah L. Thomson and illustrated by Jana Christy (Amazon Children's Publishing).

Around the Neighborhood Kit (Page 4)

Holding a Special Story Hour An Activity for Libraries and Early Childhood Classrooms

What You Might Prepare One Month in Advance of the Event:

___ Locate a copy of the picture book **Around the Neighborhood: A Counting Lullaby** by Sarah L. Thomson and illustrated by Jana Christy (Amazon Children's Publishing).

___ Copy and display the Story Hour poster in this kit and hand it out in your community.

___ List the event in newsletters and online calendars with copy such as:
Families will take a trip **Around the Neighborhood** when we read from Sarah L. Thomson's picture book. We will sing and hum along to this new version of the classic lullaby "Over in the Meadow" and then play a game of animal identification, counting, and simple crafting. Each child will go home with a necklace of counting cards. Best for babies, toddlers, and preschoolers.

What You Might Prepare A Few Days in Advance of the Event:

What You Might Gather:

- ___ Thick string or yarn
- ___ Cardstock
- ___ Single-hole hole puncher
- ___ 10 business size envelopes (#10's work well)
- ___ Scissors, glue stick, and scotch tape

What You Might Do:


___ Cut the thick string or yarn into 12"-15" pieces. Wrap one end of the yarn or string tightly with scotch tape to create an end like that of a shoelace that is easily threaded through a hole.

___ Print out the ten Around the Neighborhood Posters.

___ Cut the top flaps off of 10 business-sized envelopes.

___ Glue envelopes to bottom of Around the Neighborhood Posters with the open section in front.

___ Fold the excess envelope sides to the back of the poster and tape securely. You should now have 10 Around the Neighborhood Posters with pockets.



These activities were created by Curious City for the picture book, **Around the Neighborhood: A Counting Lullaby** by Sarah L. Thomson and illustrated by Jana Christy (Amazon Children's Publishing).

Around the Neighborhood Kit (Page 5)

___ Print out the Around the Neighborhood Counting Cards on cardstock. Print enough sheets for every anticipated child at Story Hour.

___ Cut the cards and hole punch a hole in one corner of the each.

___ Sort the counting cards by type and load them into the pockets of the corresponding posters.

___ Take the card with the book on it and thread it onto the string to get the children started on their counting necklaces. This particular card will help them connect the book to the activity.

___ Print out the What We Saw Around the Neighborhood sheets to give to families to encourage them to go on literacy-rich walks with their children.

What You Might Do The Day of the Event:

___ Hang the ten Around the Neighborhood Posters with pockets full of Around the Neighborhood Counting Cards around your space at child level.

___ Lay the prepared strings and the What We Saw Around the Neighborhood sheets on a table.

___ Welcome families to Story Hour and read **Around the Neighborhood: A Counting Lullaby** by Sarah L. Thomson and illustrated by Jana Christy (Amazon Children's Publishing).


___ The book's text is set to the classic lullaby, "Over in the Meadow." Try having families sing the lines on the right hand spread after you read or sing them. For each verse, the children can do an action that corresponds to the animal's: Clap hands for "play," sniff the air for "sniff," make a pouncing motion with both hands for "pounce," etc.

___ Use the final spread to count out loud with families.

___ Tell the families that all ten of the animals in the book are hiding somewhere in the library. Have the children search for the posters, do the action on each poster, and then take a card from each envelope. Families can come back to the table, thread the cards onto the string in numerical order, and tie the string into a necklace.

___ As the families are done, hand out the What We Saw Around the Neighborhood sheets to encourage families to go on literacy-rich walks with their children.

___ Let families know they can print out counting posters for free off the author's website. The web address is on the cards.





These activities were created by Curious City for the picture book, **Around the Neighborhood: A Counting Lullaby** by Sarah L. Thomson and illustrated by Jana Christy (Amazon Children's Publishing).

What We Saw "Around the Neighborhood"

Take a walk in your neighborhood with your child. Look for animals or objects to talk about and count. When you get home, write down the animals or objects you saw and how many you saw! You can also take paper or a sketchpad with you to draw while you are exploring. Let your child also "write", scribble, or draw what you saw together.

Why is this a good activity to do together? This simple time outdoors followed by time indoors, talking about your adventure, helps your child make connections that are good for his or her growing, curious brain. Whenever you take time to Read, Explore, Count, and Discuss, you are helping your child grow up healthy and smart!




This activity can be done with a reading of the book, **Around the Neighborhood: A Counting Lullaby** by Sarah L. Thomson and illustrated by Jana Christy (Amazon Children's Publishing).




1



2



3



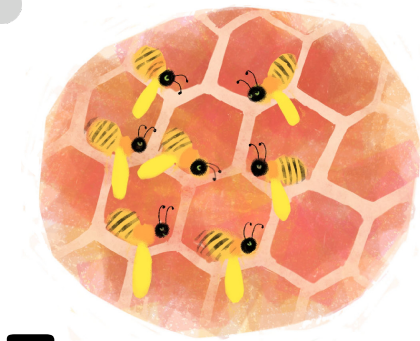
4




5



6



7



8



9



10

Enjoy this book with your child!

Print free Counting Posters at
www.SarahLThomson.com



Around the Neighborhood CARDS

Cut, hole punch, sort, and have a grand time!



Join us to READ, SING, COUNT, and CREATE

with the picture book **Around the Neighborhood** by Sarah L. Thomson and Illustrated by Jana Christy. Open to Babies, Toddlers, and Preschoolers.

DATE:

TIME:

LOCATION:



1 Little Baby

**Sleep and stretch like a
Little Baby and take a card.**

Illustration by Jana Christy from the book **Around the Neighborhood**.

-
- PLACE AND CENTER YOUR ENVELOPE HERE POCKET SIDE UP
 - THE TOP OF THE ENVELOPE SHOULD LINE UP WITH THIS LINE.
 - PASTE THE ENVELOPE DOWN



- FOLD THE EXCESS ENVELOPE EDGES AROUND TO THE BACKSIDE OF THIS SHEET.
- TAPE DOWN THOSE EDGES ON THE BACKSIDE OF THE SHEET





2 Puppies

Sniff and wag your tail like
a Puppy and take a card.


Illustration by Jana Christy from the book **Around the Neighborhood**.

-
- PLACE AND CENTER YOUR ENVELOPE HERE POCKET SIDE UP
 - THE TOP OF THE ENVELOPE SHOULD LINE UP WITH THIS LINE.
 - PASTE THE ENVELOPE DOWN



- FOLD THE EXCESS ENVELOPE EDGES AROUND TO THE BACKSIDE OF THIS SHEET.
- TAPE DOWN THOSE EDGES ON THE BACKSIDE OF THE SHEET





3 Kittens

Pounce like a Kitten
and take a card.

Illustration by Jana Christy from the book **Around the Neighborhood**.

- PLACE AND CENTER YOUR ENVELOPE HERE POCKET SIDE UP
- THE TOP OF THE ENVELOPE SHOULD LINE UP WITH THIS LINE.




- PASTE THE ENVELOPE DOWN



- FOLD THE EXCESS ENVELOPE EDGES AROUND TO THE BACKSIDE OF THIS SHEET.



- TAPE DOWN THOSE EDGES ON THE BACKSIDE OF THE SHEET



4 Spiderlings

Spin in a circle like a
Spiderling and take a card.

Illustration by Jana Christy from the book **Around the Neighborhood**.

- PLACE AND CENTER YOUR ENVELOPE HERE POCKET SIDE UP
- THE TOP OF THE ENVELOPE SHOULD LINE UP WITH THIS LINE.




- PASTE THE ENVELOPE DOWN



- FOLD THE EXCESS ENVELOPE EDGES AROUND TO THE BACKSIDE OF THIS SHEET.



- TAPE DOWN THOSE EDGES ON THE BACKSIDE OF THE SHEET



5 Ladybugs

Crawl like a Ladybug
and take a card.

Illustration by Jana Christy from the book **Around the Neighborhood**.

-
- PLACE AND CENTER YOUR ENVELOPE HERE POCKET SIDE UP
 - THE TOP OF THE ENVELOPE SHOULD LINE UP WITH THIS LINE.
 - PASTE THE ENVELOPE DOWN



- FOLD THE EXCESS ENVELOPE EDGES AROUND TO THE BACKSIDE OF THIS SHEET.
- TAPE DOWN THOSE EDGES ON THE BACKSIDE OF THE SHEET





6 Bunnies

Hop up and down like a Bunny
and take a card.

Illustration by Jana Christy from the book **Around the Neighborhood**.

- PLACE AND CENTER YOUR ENVELOPE HERE POCKET SIDE UP

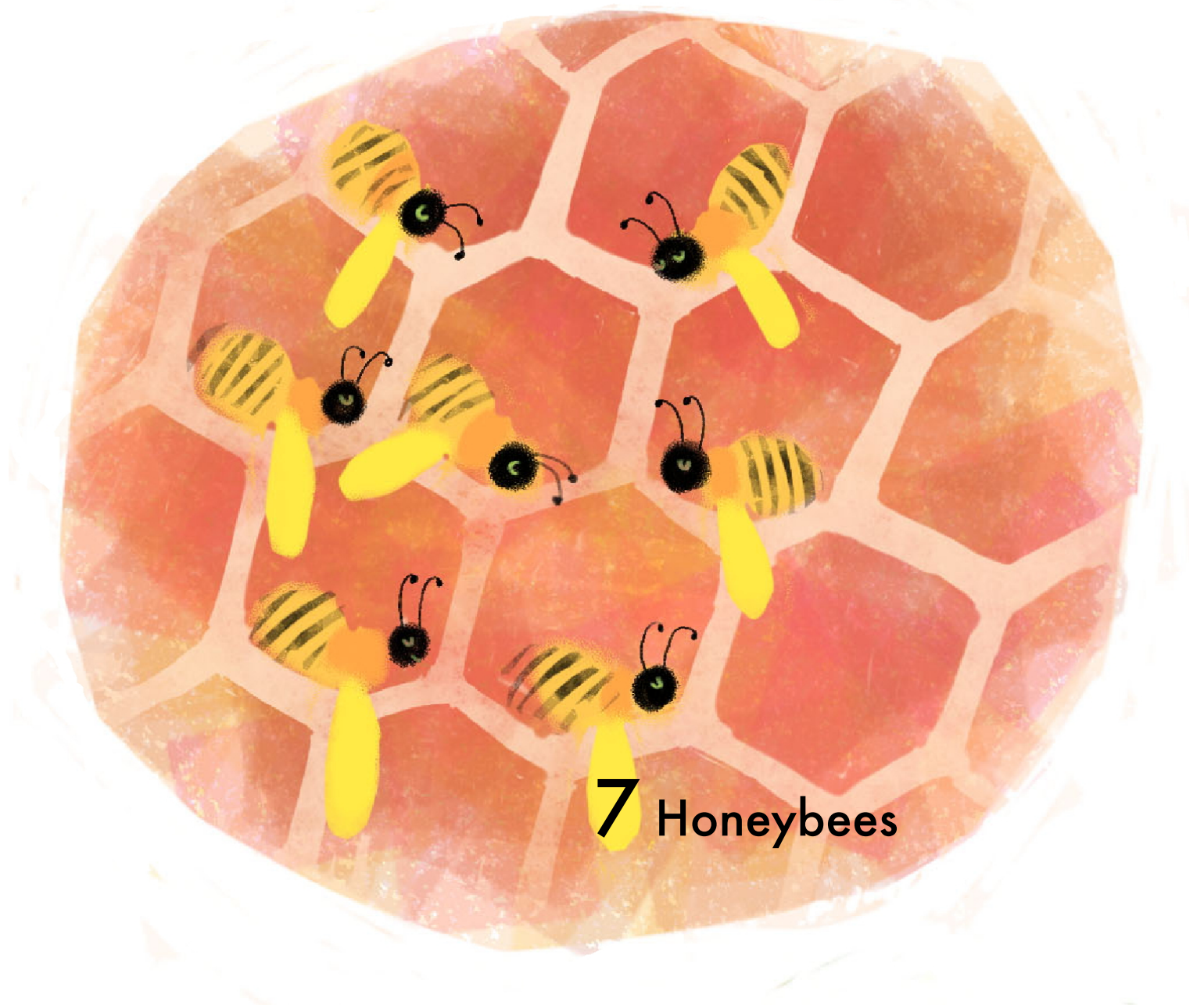
- THE TOP OF THE ENVELOPE SHOULD LINE UP WITH THIS LINE.

- PASTE THE ENVELOPE DOWN

- FOLD THE EXCESS ENVELOPE EDGES AROUND TO THE BACKSIDE OF THIS SHEET.

- TAPE DOWN THOSE EDGES ON THE BACKSIDE OF THE SHEET





7 Honeybees

Hum like a Honeybee and take a card.

Illustration by Jana Christy from the book **Around the Neighborhood**.

- PLACE AND CENTER YOUR ENVELOPE HERE POCKET SIDE UP

- THE TOP OF THE ENVELOPE SHOULD LINE UP WITH THIS LINE.

- PASTE THE ENVELOPE DOWN

- FOLD THE EXCESS ENVELOPE EDGES AROUND TO THE BACKSIDE OF THIS SHEET.

- TAPE DOWN THOSE EDGES ON THE BACKSIDE OF THE SHEET





8 Crows

Caw and flap your wings like
a Crow and take a card.

Illustration by Jana Christy from the book **Around the Neighborhood**.

-
- PLACE AND CENTER YOUR ENVELOPE HERE POCKET SIDE UP
 - THE TOP OF THE ENVELOPE SHOULD LINE UP WITH THIS LINE.




- PASTE THE ENVELOPE DOWN



- FOLD THE EXCESS ENVELOPE EDGES AROUND TO THE BACKSIDE OF THIS SHEET.



- TAPE DOWN THOSE EDGES ON THE BACKSIDE OF THE SHEET



9 Ducklings

Dive and quack like a
Duckling and take a card.

Illustration by Jana Christy from the book **Around the Neighborhood**.

- PLACE AND CENTER YOUR ENVELOPE HERE POCKET SIDE UP

- THE TOP OF THE ENVELOPE SHOULD LINE UP WITH THIS LINE.

- PASTE THE ENVELOPE DOWN

- FOLD THE EXCESS ENVELOPE EDGES AROUND TO THE BACKSIDE OF THIS SHEET.

- TAPE DOWN THOSE EDGES ON THE BACKSIDE OF THE SHEET





10 Swallows

Soar like a Swallow
and take a card.

Illustration by Jana Christy from the book **Around the Neighborhood**.

-
- PLACE AND CENTER YOUR ENVELOPE HERE POCKET SIDE UP
 - THE TOP OF THE ENVELOPE SHOULD LINE UP WITH THIS LINE.



- PASTE THE ENVELOPE DOWN



- FOLD THE EXCESS ENVELOPE EDGES AROUND TO THE BACKSIDE OF THIS SHEET.



- TAPE DOWN THOSE EDGES ON THE BACKSIDE OF THE SHEET