

DREAMING  
OF  
YOU

By Amy Ludwig VanDerwater

Illustrated by Aaron DeWitt

Story Hour Kit

# DREAMING OF YOU: Story Hour Kit

## ABOUT THE KIT

This kit was designed for librarians, early childhood educators, and booksellers, and for families hosting playgroups, parties, or simply looking for an engaging read aloud. Best for ages 3-6.

The sequential poems in the picture book DREAMING OF YOU tell us what ten animals see in their dreams. In this Story Hour Kit, those ten poems have been turned into ten Poetry Pockets. After a read aloud, children can go from pocket to pocket guessing which animal each poem is about. To affirm their choice, they can reach into the pocket and pull out a card with the featured animal on it. Those cards can be turned into a vertical mobile to hang in their sleeping space or a small book for the bedside.



The kit contains:

- Poster and copy to share your event
- Suggested preparation
- 10 Poetry Pockets
- 12 Dreaming Animal Cards (to make mobiles)
- 11 Dreaming Animal Cards (to make books)

## ABOUT THE BOOK

DREAMING OF YOU

By Amy Ludwig VanDerwater


Illustrated by Aaron DeWitt

Published by Boyds Mills Press

ISBN-13: 9781629792125

Age Range: 3 - 6 Years

This soothing bedtime story explores the question, when animals sleep, what do they see in their dreams? The lyrical text tells readers that chipmunks dream of digging deep burrows; puppies dream of long, waggy walks; and horses dream of wild, windy rides. But most of all, the animals dream of all the fun and adventure the next day will bring. The gentle rhymes and gorgeous, serene illustrations combine to create a comforting story perfect for transitioning from a busy day to being tucked in peacefully at night.



# DREAMING OF YOU: Story Hour Kit

## PRAISE FOR THE BOOK



"Sweetly imaginative, linguistically rich, and featuring enlivening vocabulary with lots of active verbs and new and interesting nouns and adjectives, this offers a fresh entry in the familiar canon of bedtime reads. Children will be delighted by the various animals' activities and the notion that feathered, furred, and scaly sleepers like themselves enjoy nothing better than dreaming of kids. A delightful answer to the oft-asked question, do animals dream?"

—*Kirkus Reviews* (starred review)

"Well-crafted, undulating rhymes cover 10 animals in total, and although the animals' dreams often involve exploration and play, the mood always remains restful...Working in mixed media, DeWitt combines watery portraits of chipmunks, frogs, fish, and fireflies with crisply collaged backdrops and charcoal-like flourishes of added detail. VanDerwater's repeated second-person references are all but certain to have readers imagining themselves in the animals' frolics...It's a lovely bedtime sendoff for animal-loving children that will leave them with ample imaginative fodder for their own dreams."

—*Publishers Weekly*

"...The refrain invites readers to imagine what animals see in their dreams. This repetition is broken at the last few pages when the sun rises and dreams are just for remembering. Mixed media illustrations, each dedicated to a different type of creature, depict the animals doing what they do best...This picture book, filled with vibrant colors, is a bedtime story that will delight young animal lovers. A soothing addition."

—*School Library Journal*

## ABOUT THE AUTHOR & ILLUSTRATOR

**Amy Ludwig VanDerwater** is the author of children's books including *Forest Has a Song*, *Every Day Birds*, *Read! Read! Read!*, *Dreaming of You*, and *With My Hands: Poems About Making Things* as well as professional book *Poems Are Teachers: How Studying Poetry Strengthens Writing in All Genres*. A former fifth grade teacher, Amy has taught writing for nineteen years and blogs for teachers and students at [The Poem Farm](http://ThePoemFarm.com) and [Sharing Our Notebooks](http://SharingOurNotebooks.com). Visit her at [amyludwigvanderwater.com](http://amyludwigvanderwater.com)



**Aaron DeWitt** graduated from Ringling College of Art and Design in 2005. He previously illustrated *All the Ways I Love You* by Theresa Trinder and *At Christmastime* and *Always, I Love You* by Renee Daniels. Aaron lives in Kansas City, Missouri. Visit him at [aaronde Wittillustration.com](http://aaronde Wittillustration.com).

# DREAMING OF YOU: Story Hour Kit

## PREPARING FOR THE ACTIVITIES

You will, of course, create your own grand program or classroom activity! Following are simply suggested ways to prepare for an event or classroom experience.

\_\_\_ Locate a copy of the picture book DREAMING OF YOU by Amy Ludwig VanDerwater and illustrated by Aaron DeWitt (Boyd's Mills Press).

### Sharing the Event

\_\_\_ There is a book trailer and a video of the activity that may help you promote the event. Locate them by searching "dreaming" at [CuriousCityDPW.com](http://CuriousCityDPW.com).

\_\_\_ If you list your events in print or online, here is some text that may assist you:

*"Tonight may you dream what animals dream.*

*When they sleep, what do animals see?"*

— Amy Ludwig VanDerwater, DREAMING OF YOU

Join us as we explore animals dreams by reading DREAMING OF YOU by Amy Ludwig VanDerwater and illustrated by Aaron DeWitt (Boyd's Mills Press) together. We will play an animal guessing game and create mobiles of animals' dreams for our sleeping spaces. All welcome, but best for ages 3-6.

\_\_\_ If this event is for the public, print out the event poster (page 8), add your date, time, and location, and duplicate it to advertise the event. If you prefer to adapt the poster in your design software, you can find a JPEG of the poster design on [CuriousCityDPW.com](http://CuriousCityDPW.com). Simply search for "dreaming" at [CuriousCityDPW.com](http://CuriousCityDPW.com) and navigate to the Story Hour Kit listing. The font on the poster is Neutraface Text.

### Poetry Pockets

The Amy Ludwig VanDerwater animal poems that make up the core of this dreamy picture book have been turned into a guessing game with the Poetry Pockets (pages 9-18) we created. Taking out the animal name and leaving the rest of the poem in place, we created a poem that allows readers to guess which animal the poem represents. Reaching into the pocket, readers can pull out a Dreaming Animal Card or Page to confirm their guess.

\_\_\_ Print one copy each of the 10 Poetry Pockets (pages 9-18) on regular paper.

\_\_\_ Prepare the pockets by folding them forward on the dashed line (printing is on the outside) and stapling the left and right edges of the colored sections.

# DREAMING OF YOU: Story Hour Kit

\_\_\_ Consider where you will place your Poetry Pockets on the day of the event. Tape them to the ends of bookshelves? Place them in the non-fiction animal section? Include them in a display of books about the featured animal?

## Dreaming Animal Cards

Illustrator Aaron DeWitt has created 10 small color sheets for each of the 10 animals. To inspire animal dreams, the Dreaming Animal Cards (pages 19-21) can be made into a garland mobile to hang in a child's bedroom.

\_\_\_ Print the three Dreaming Animal Cards (pages 19-21) on regular paper. Print enough so that each child has a full set. You will see that the Dreaming of You image with an owl is repeated. This is intentional, as each reader will receive two.

\_\_\_ Cut the sheets along the dotted lines and sort them by animal.

\_\_\_ Stuff the Poetry Pockets with their matching Dreaming Animal Card. Set aside the Dreaming of You/Owl card for your craft table.

**Fewer Animals Variation:** You may not have the time to guess, collect, color, and assemble all ten animals. Feel free to reduce the number. If you keep it an even number, your readers will still be able to put the sheets back to back to create the the mobile.

**Book Variation:** These sheets are intended to become mobiles (see next section). If you would prefer instead to make the sheets into small books, print the Dreaming Animal Pages on pages 22-24, which have a "spine" on the left for glueing into a book.

## Dreaming Animal Mobiles

Consider turning these individual Dreaming Animal Cards into a mobile. The vertical line of cards can hang from the ceiling to inspire animal dreams in the reader's dreaming space. If you lay the Dreaming of You/Owl card facedown and then five Dreaming Animal Cards in a vertical row (with about an inch between them) also facedown, you can tape a 40" length of curling ribbon vertically down the cards' centers. Make sure to leave a good length of ribbon at the top for hanging. With glue on the back of each, you can attach the other Dreaming of You/Owl sheet to its mate and attach another five animal cards to the others. Whether your readers color their animals there or do so at another time, these will make a bright decoration for their sleeping space.

\_\_\_ Locate rolls of curling ribbon. Consider pre-cutting 40-inch lengths for each of your readers.

\_\_\_ Check your supply of tape and glue sticks for the day of the event.

# DREAMING OF YOU: Story Hour Kit

\_\_\_ Check your supply of crayons and/or colored pencils for the day of the event.

\_\_\_ Locate small paper lunch bags or the like for readers to take their mobile home in.

\_\_\_ Make an example of a mobile to hang over the display announcing your event and above your craft table on the day of the event.

**Horizontal Variation:** These could also be made into horizontal banners/garlands. We prefer the vertical mobile as it allows your readers to see both sides.

## Dreaming Animal Books

You may choose not to do the mobiles, but to assemble small books instead.

\_\_\_ Print the three Dreaming Animal Pages (pages 22-24) on regular paper. Print enough so that each child has a full set.

\_\_\_ Cut the sheets along the dotted lines and sort them by animal.

\_\_\_ Stuff the Poetry Pockets with their matching Dreaming Animal Page. Set aside the Dreaming of You/Owl for your craft table.

\_\_\_ Check your supply of glue sticks for the event day to glue the “spines” of the book together. 2-3 staples in the spine of the small book will further secure the pages.

## Day of the Event

\_\_\_ Place your Poetry Pockets (with matching cards or pages inside).

\_\_\_ Lay out your craft table with the Dreaming of You/Owl Card/Page, tape, glue sticks, and curling ribbon (for mobiles) or with Dreaming of You/Owl Card/Page, glue sticks, and stapler (for books).

\_\_\_ Read aloud from the picture book DREAMING OF YOU by Amy Ludwig VanDerwater and illustrated by Aaron DeWitt (Boyd's Mills Press).

\_\_\_ Discuss the featured animals and dreams with your readers.

\_\_\_ Ask if they want to make something that may help them dream of animals.

\_\_\_ Invite your readers to your Poetry Pocket guessing game and to collect one each of the Cards or Pages.


\_\_\_ Invite your readers back to assemble and to color if they have time.

# DREAMING OF YOU: Story Hour Kit

\_\_\_ Send your readers (and yourself) off with the first line of the book: "Tonight may you dream sweet animal dreams. Tonight may your dreams all run free."

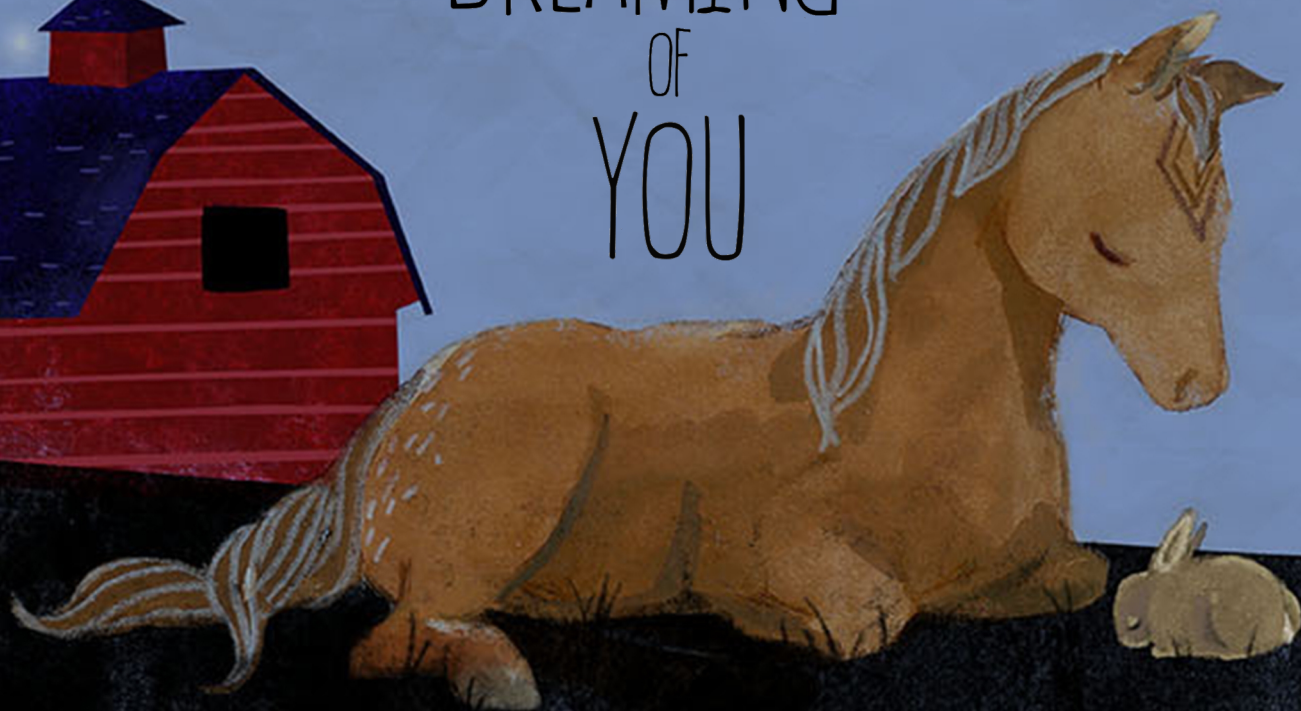
## Other Resources

Enjoyed using this kit? Visit [CuriousCityDPW.com](http://CuriousCityDPW.com) for other story hour kits, event kits, treasure hunts, book club guides, book giveaways, and more ways to engage in children's literature with play, conversation, and social action.




# DREAMING OF YOU

Read Aloud!  
Animal Poems!  
Mobile Making!



From the picture book by Amy Ludwig VanDerwater and illustrated by Aaron DeWitt (Boyd's Mills Press)





Which animal is it?

**This animal is dreaming of...**  
Lapping fresh milk.  
Pouncing on yarn.  
Snoozing with you on a big pile  
of hay in an old dairy barn.

From the picture book DREAMING OF YOU by Amy Ludwig VanDerwater and illustrated by Aaron DeWitt (Boyd's Mills Press)

---

#### INSTRUCTIONS

- Fold forward on the dashed line so that the printing is on the outside.
- Staple the left and right edges of the colored section to create a pocket.
- Fill the pocket with the matching animal's color sheet.

**Which animal is it?**

**This animal is dreaming of...**  
Cool, muddy beds.  
Learning to run.  
Basking with you on a rock  
in a river in hot summer sun.

From the picture book DREAMING OF YOU by Amy Ludwig VanDerwater and illustrated by Aaron DeWitt (Boyd's Mills Press)

---

#### INSTRUCTIONS

- Fold forward on the dashed line so that the printing is on the outside.
- Staple the left and right edges of the colored section to create a pocket.
- Fill the pocket with the matching animal's color sheet.

Which animal is it?

**This animal is dreaming of...**

Digging deep burrows.

Fat, seedy cheeks.

Racing and chasing you, cheerfully  
playing at hide-and-go-seek.

From the picture book DREAMING OF YOU by Amy Ludwig VanDerwater and illustrated by Aaron DeWitt (Boyd's Mills Press)

---

#### INSTRUCTIONS

- Fold forward on the dashed line so that the printing is on the outside.
- Staple the left and right edges of the colored section to create a pocket.
- Fill the pocket with the matching animal's color sheet.

Which animal is it?

**This animal is dreaming of...**

Fine, twiggy nests.

Waking up spring.

Swooping with you, painting  
the sky with a song and a wing.

From the picture book DREAMING OF YOU by Amy Ludwig VanDerwater and illustrated by Aaron DeWitt (Boyd's Mills Press)

---

#### INSTRUCTIONS

- Fold forward on the dashed line so that the printing is on the outside.
- Staple the left and right edges of the colored section to create a pocket.
- Fill the pocket with the matching animal's color sheet.

# This animal is dreaming of...

Tasting new plants.

Silver tails flashing.

Swimming beside you tickling  
your feet as you're wading and  
splashing.

Which animal is it?

From the picture book DREAMING OF YOU by Amy Ludwig VanDerwater and illustrated by Aaron DeWitt (Boyd's Mills Press)

---

## INSTRUCTIONS

- Fold forward on the dashed line so that the printing is on the outside.
- Staple the left and right edges of the colored section to create a pocket.
- Fill the pocket with the matching animal's color sheet.

**This animal is dreaming of...**  
Wild, windy rides.  
Wide open spaces.  
You telling secrets into long  
ears as you nuzzle their faces.

**Which animal is it?**

From the picture book DREAMING OF YOU by Amy Ludwig VanDerwater and illustrated by Aaron DeWitt (Boyd's Mills Press)

---

#### INSTRUCTIONS

- Fold forward on the dashed line so that the printing is on the outside.
- Staple the left and right edges of the colored section to create a pocket.
- Fill the pocket with the matching animal's color sheet.

**This animal is dreaming of...**  
Wiggly tails.  
Life as new frogs.  
Jumping with you on lily pads  
growing in warm, squishy bogs.

**Which animal is it?**

From the picture book DREAMING OF YOU by Amy Ludwig VanDerwater and illustrated by Aaron DeWitt (Boyd's Mills Press)

---

#### INSTRUCTIONS

- Fold forward on the dashed line so that the printing is on the outside.
- Staple the left and right edges of the colored section to create a pocket.
- Fill the pocket with the matching animal's color sheet.

**This animal is dreaming of...**

Napping in thickets.

Twitchety noses.

You in a garden, sharing sweet  
carrots and nibbles of roses.

**Which animal is it?**

From the picture book DREAMING OF YOU by Amy Ludwig VanDerwater and illustrated by Aaron DeWitt (Boyd's Mills Press)

---

#### INSTRUCTIONS

- Fold forward on the dashed line so that the printing is on the outside.
- Staple the left and right edges of the colored section to create a pocket.
- Fill the pocket with the matching animal's color sheet.



**This animal is dreaming of...**

Dark summer meadows.

Cold, golden light.

Flitting and flickering, lighting  
your path in a forest at night.

Which animal is it?

From the picture book DREAMING OF YOU by Amy Ludwig VanDerwater and illustrated by Aaron DeWitt (Boyd's Mills Press)

---

#### INSTRUCTIONS

- Fold forward on the dashed line so that the printing is on the outside.
- Staple the left and right edges of the colored section to create a pocket.
- Fill the pocket with the matching animal's color sheet.

**This animal is dreaming of...**

Long, waggy walks.

Running ahead.

Listening to stories, cuddled up  
close in a quilt on your bed.

**Which animal is it?**


From the picture book DREAMING OF YOU by Amy Ludwig VanDerwater and illustrated by Aaron DeWitt (Boyd's Mills Press)

---

#### INSTRUCTIONS

- Fold forward on the dashed line so that the printing is on the outside.
- Staple the left and right edges of the colored section to create a pocket.
- Fill the pocket with the matching animal's color sheet.

# DREAMING OF YOU

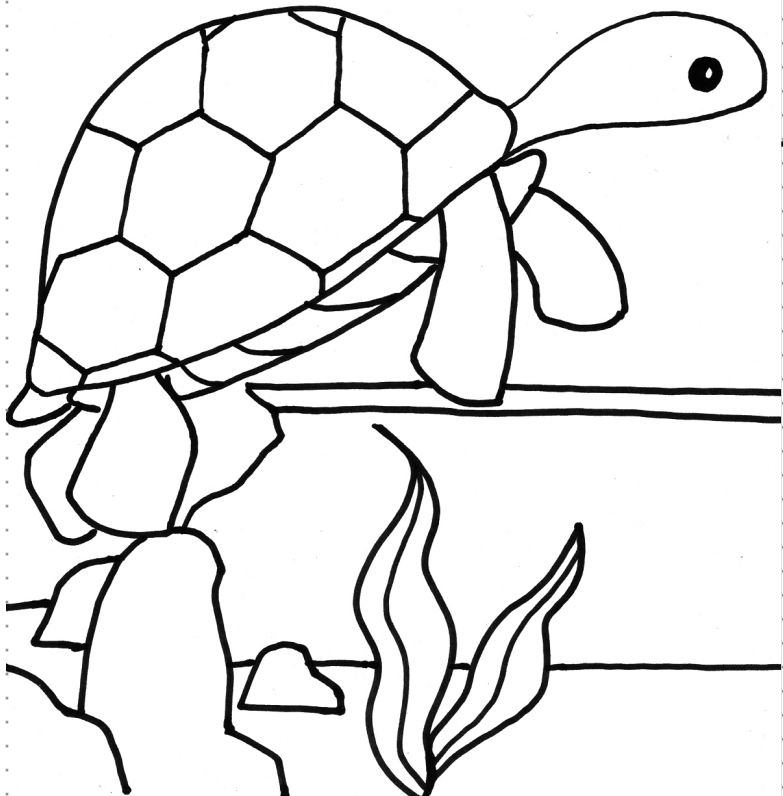


Amy Ludwig VanDerwater  
Illustrated by Aaron DeWitt


From the picture book  
DREAMING OF YOU  
(Boyd's Mills Press)




From the picture book  
DREAMING OF YOU  
(Boyd's Mills Press)




From the picture book  
DREAMING OF YOU  
(Boyd's Mills Press)



# DREAMING OF YOU




Amy Ludwig VanDerwater  
Illustrated by Aaron DeWitt



From the picture book  
DREAMING OF YOU  
(Boyd's Mills Press)



From the picture book  
DREAMING OF YOU  
(Boyd's Mills Press)



From the picture book  
DREAMING OF YOU  
(Boyd's Mills Press)




From the picture book  
DREAMING OF YOU  
(Boyd's Mills Press)




From the picture book  
DREAMING OF YOU  
(Boyd's Mills Press)



From the picture book  
DREAMING OF YOU  
(Boyd's Mills Press)




From the picture book  
DREAMING OF YOU  
(Boyd's Mills Press)



Put glue here and then place the next page on top.



From the picture book DREAMING OF YOU (Boyd's Mills Press)



From the picture book DREAMING OF YOU (Boyd's Mills Press)


Put glue here and then place the next page on top.




From the picture book DREAMING OF YOU (Boyd's Mills Press)

Put glue here and then place the next page on top.


Put glue here and then place the next page on top.



Put glue here and then place the next page on top.



Put glue here and then place the next page on top.



Put glue here and then place the next page on top.



From the picture book  
DREAMING OF YOU  
(Boyd's Mills Press)

From the picture book  
DREAMING OF YOU  
(Boyd's Mills Press)

Put glue here and then place the next page on top.




From the picture book  
DREAMING OF YOU  
(Boyd's Mills Press)

Put glue here and then place the next page on top.



From the picture book  
DREAMING OF YOU  
(Boyd's Mills Press)

Put glue here and then place the next page on top.



From the picture book  
DREAMING OF YOU  
(Boyd's Mills Press)

Put glue here and then place the next page on top.

Draw your favorite dream animal.