



☠️ PIRATE JACK GETS DRESSED ☠️

Event Kit

🏴‍☠️ PIRATE JACK GETS DRESSED 🏴‍☠️

ABOUT THE KIT

This kit was designed for librarians, educators, and booksellers, or for families hosting playgroups, parties, or simply looking for a piratical read aloud. Pirate Jack dresses in every color and delivers a rollicking rhyme on every page. Turn your space into a pirate ship for a celebration of pirate talk and seafaring colors. Best for ages 3-7.

The kit contains:

- Marketing: Event poster and suggested calendar copy
- Preparation: Step-by-step suggestions
- Decorations: Pennants
- Activity: Tattoo Template
- Activity: “Talk Like a Pirate” Read Aloud Prompts
- Activity: Pirate Song
- Activity: Search & Perch Parrot Standee
- Craft: Pirate Bandana

ABOUT THE BOOK

Pirate Jack Gets Dressed

By Nancy Raines Day

Illustrated by Allison Black

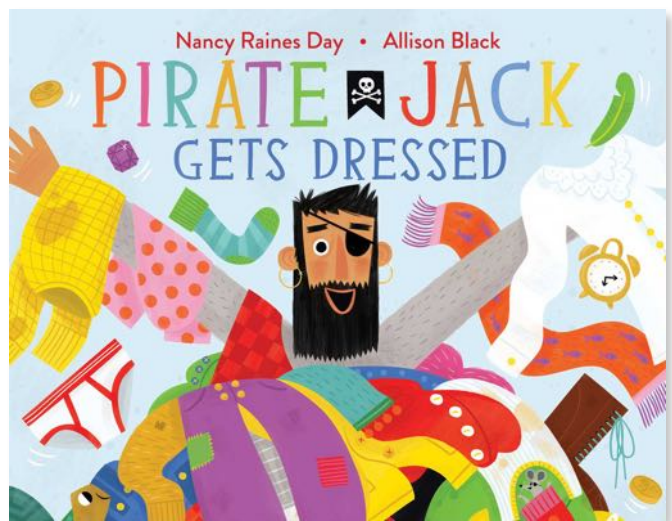
Published by Beach Lane Books

ISBN-13: 9781481476645

It’s the crack o’ dawn, and dapper Pirate Jack is ready t’ get dressed for a day out on the high seas with his motley crew. He’ll need every color of the rainbow to make his outfit complete—from his itchy

gray long johns and his toasty pink socks to his bright red sash and his cozy purple coat. And he won’t be forgettin’ his black eye patch and trusty brown peg leg, either!

But just as he’s about to step outside, he realizes he’s still missing one color: green! Thank goodness a certain feathered friend is ready to jump from her swing and onto his shoulder to complete his colorful look. *Squawk!*



🏴‍☠️ PIRATE JACK GETS DRESSED 🏴‍☠️

PRAISE FOR THE BOOK

“The rhyming text is spunky and humorous, filled with familiar pirate lingo...illustrations use bright, saturated colors and an oversized landscape format with double-page spreads that provide lots of room for amusing details in Jack’s well-furnished stateroom aboard ship. A tiny mouse character with a teeny-tiny eye patch is hidden somewhere within each spread. Yer pirate-lovin’ tender-aged readers will give Pirate Jack a thumbs-up...”

—*Kirkus Reviews*

ABOUT THE AUTHOR & ILLUSTRATOR

Nancy Raines Day loves sharing the wonders of the natural world with children through her picture books, which include **What in the World? Numbers in Nature** and **Way Down Below Deep**. In addition to **Pirate Jack Gets Dressed**, Nancy is the author of the celebratory picture books **Hoorade Day!** and **Baby’s Firsts**. She lives on St. Simons Island in Georgia. Visit her at NancyRainesDay.com.

Allison Black is an illustrator and designer specializing in cute and colorful creations. Originally from upstate New York, Allison received her BFA at Syracuse University, and has since lived in Los Angeles, Minneapolis, and now Columbus, Ohio. Over the years, she has developed products ranging from baby bedding and toddler clothes to Christmas ornaments and Easter baskets. But no matter what she’s creating, she always brings a little Allison flair to the product through her illustration style, thoughtful design, and fanciful critters.



PREPARING FOR THE ACTIVITIES

You will, of course, create your own grand event or classroom activity! Following are simply suggested ways to prepare for an event or classroom experience.

___ Locate a copy of the picture book **Pirate Jack Gets Dressed** by Nancy Raines Day and illustrated by Allison Black (Beach Lane Books).

🏴‍☠️ PIRATE JACK GETS DRESSED 🏴‍☠️

SHARING THE EVENT

___ If you list your events in print or online, here is some text that may assist you:

*How does Pirate Jack prepare for a day on the high seas? By dressing “with every color, right on cue...t’ join me motley crew.” Join us as we read **Pirate Jack Gets Dressed** by Nancy Raines Day and illustrated by Allison Black (Beach Lane Books), talk like swashbuckling sailors, festoon ourselves with colors, and walk away with a paper parrot on our pirate shoulders. All welcome, but best for ages 3-7.*

___ If this event is for the public, print out the event poster (page 8), add your date, time, and location, and duplicate it to advertise the event. If you prefer to adapt the poster in your design software, you can find a JPEG of the poster design on CuriousCityDPW.com. Simply search for “pirate jack” at CuriousCityDPW.com and navigate to the Event Kit listing. The font on the poster is Brandon Grotesque.

DECORATING: PIRATE PENNANTS

You can festoon the deck of your pirate ship with pennants. Taken from the patterns of Pirate Jack’s many scarves, the pennants will transform your space with Jack’s eclectic colors.

___ Print the two pages of pennants on pages 9-10. The more copies you print, the longer your string of pennants will be.

___ Include the white tabs when you cut out the pennants.

___ Fold the white tab toward the back of the pennant.

___ Hook the tab over a string or ribbon and seal the tab to the back of the pennant with glue or tape.

ACTIVITY: TATTOO TEMPLATES

Did you shout, “Shiver me timbers!” when you discovered you could now buy temporary tattoo transfer paper for your laser printer? We love the “Rolurious 10 Sheets Laser DIY A4 Temporary Tattoo Transfer Paper.” If you like making temporary tattoos:



___ Print the Pirate Tattoo Template on page 11.

___ Follow the instructions specific to your tattoo transfer paper.

___ Consider tattooing readers as they arrive at your event.

🏴‍☠️ PIRATE JACK GETS DRESSED 🏴‍☠️

ACTIVITY: “TALK LIKE A PIRATE” READ ALOUD PROMPTS

There is, of course, no better way to play pirate than to shout out swashbuckling phrases.

We have created 12 “talk like a pirate” cards that are color-coded for the 13 colors Pirate Jack dresses in (one card combines two colors). If you hand out individual color cards as readers arrive, you can have readers or groups of readers ready to give a piratical shout-out for a color’s appearance.



___ Print out the colored cards with pirate phrases on pages 12-14.

___ Cut the three sheets into quarters to make 12 cards. Expecting more than 12 students or families? Print multiple copies of the color cards.

Suggested script to introduce the activity:

Who wants to talk like a pirate? What are some of the things pirates say?

You each have a card with a different color. This picture book about Pirate Jack has lots of colors in it. Look at which color you have on your card. When I read about that color, I am going to ask you to shout out the pirate saying on your card. Is my pirate crew ready to read?


Pirate Jack dresses in [color]. Do you have a card matching that color? What do pirates say about [color]?

ACTIVITY: PIRATE SONG

Who doesn’t love a sea chantey? We have written colorful lyrics to the tune of *Row, Row, Row Your Boat*. If you want to sing:

___ Print out the Pirate Song sheet on pages 15.

___ Cut the sheet into quarters. Print enough so each reader gets a small sheet with the lyrics.



🏴‍☠️ PIRATE JACK GETS DRESSED 🏴‍☠️

ACTIVITY: SEARCH & PERCH PARROT STANDEE


No pirate outfit is complete without a parrot on the shoulder. We have made a template of Jack's parrot Polly. Polly's companion standee allows you to perch parrots on your shelves for young pirates to find. The quick application of masking tape will perch that same parrot on the arm or shoulder of your readers.

- ___ Print out the Pirate's Parrot sheet on page 16.
- ___ Cut out Polly and the standee strip.
- ___ Follow the instructions on the sheet to make Polly able to perch on shelves or shoulders.
- ___ Consider hiding Pollys around your space.

Suggested script to introduce the activity:

What color is Pirate Jack missing at the end? Yes, green! What does he put on his shoulder that is green? Yes, his parrot Polly.

As you are now a part of my pirate crew, I have gotten a green parrot for each of you to take home. The last time I saw the parrots they were perched on the bookshelves. If you find a parrot, you can pick her up gently, give her a name, and make her a part of your pirate crew.



CRAFT: PIRATE BANDANA

There are so many ways you might play pirate dress-up with Pirate Jack. One way is to invite your pirates to transform a colorful scarf into a bandana. It would be fun to use fabrics, but you can also allow readers to design their own scarf/bandana with a paper cut-out.

- ___ Print the Pirate Bandana sheet on page 17.
- ___ Follow the instructions on the sheet to make a sample bandana.
- ___ Check your supply of crayons, colored pencils, child-safe scissors, glue sticks, and tape.

🏴‍☠️ PIRATE JACK GETS DRESSED 🏴‍☠️

DAY OF THE EVENT


- ___ Hang your Pirate Pennants.
- ___ Gather sponges and water for temporary tattoo application.
- ___ Place your Talk Like a Pirate color cards for easy distribution.
- ___ Place your Pirate Song 1/4 sheets for easy distribution.
- ___ Perch your parrots.
- ___ Lay out your craft table with the Pirate Bandana sheets, glue sticks, crayons and colored pencils, scissors, and clear tape.

- ___ Tattoo your pirates as they arrive to induct them into your crew.
- ___ Hand out the “Talk Like a Pirate” color cards for a salty read aloud.
- ___ Welcome your landlubbers aboard your pirate ship with a read aloud from the picture book **Pirate Jack Gets Dressed** by Nancy Raines Day and illustrated by Allison Black (Beach Lane Books).
- ___ Search for the perched parrots and affix them to shoulders with masking tape.
- ___ Create paper pirate bandanas or other dress-up opportunities.
- ___ If you snap pictures, share them with the book’s creators by using the hashtag #PirateJackGetsDressed.
- ___ Send your pirates home festooned and ready to sail the seas.

OTHER RESOURCES

Enjoyed using this kit? Visit CuriousCityDPW.com for other story hour kits, event kits, treasure hunts, book club guides, book giveaways, and more ways to engage in children’s literature with play, conversation, and social action.

AHOY THERE, MATEY!



Featuring the picture book *Pirate Jack Gets Dressed* by Nancy Raines Day & illustrated by Allison Black (Beach Lane Books). Images © Allison Black.

Fold this white tab over the string.

PIRATE JACK GETS DRESSED

- Print out this pair of pennants.
- When cutting out the pennants, include the white tab at the top.
- Fold the white tab toward the back of the pennant.
- Glue or tape the tab over a string to create a line of pennants. Repeat until your pirate deck is festooned!

A picture book by Nancy Raines Day and illustrated by Allison Black (Beach Lane Books)

PIRATE SHIP PENNANTS 1



Featuring the picture book
Pirate Jack Gets Dressed
 by Nancy Raines Day and
 illustrated by Allison Black
 (Beach Lane Books).
 Images © Allison Black.



Image © Allison Black

Fold this white tab over the string.

Fold this white tab over the string.

PIRATE JACK GETS DRESSED

- Print out this pair of pennants.
- When cutting out the pennants, include the white tab at the top.
- Fold the white tab toward the back of the pennant.
- Glue or tape the tab over a string to create a line of pennants. Repeat until your pirate deck is festooned!

A picture book by Nancy Raines Day and illustrated by Allison Black (Beach Lane Books)

PIRATE SHIP PENNANTS 2

Image © Allison Black

Fold this white tab over the string.



Featuring the picture book
Pirate Jack Gets Dressed
 by Nancy Raines Day and
 illustrated by Allison Black
 (Beach Lane Books).
 Images © Allison Black.

PIRATE TATTOO TEMPLATE



When Pirate Jack
dresses in GRAY,
you say,
“Ahoy, matey!”



Featuring the picture book *Pirate Jack Gets Dressed*
by Nancy Raines Day & illustrated by Allison Black
(Beach Lane Books). Images © Allison Black.

When Pirate Jack
dresses in BLACK,
you shout back,
“The Black Spot!”



Featuring the picture book *Pirate Jack Gets Dressed*
by Nancy Raines Day & illustrated by Allison Black
(Beach Lane Books). Images © Allison Black.

When Pirate Jack
dresses in GOLD,
you shout,
“Doubloons!”



Featuring the picture book *Pirate Jack Gets Dressed*
by Nancy Raines Day & illustrated by Allison Black
(Beach Lane Books). Images © Allison Black.

When Pirate Jack
dresses in SILVER,
you shout,
“Arrggh!!”



Featuring the picture book *Pirate Jack Gets Dressed*
by Nancy Raines Day & illustrated by Allison Black
(Beach Lane Books). Images © Allison Black.

When Pirate Jack
dresses in **YELLOW**,
you bellow,
“Yo Ho Ho!”



Featuring the picture book *Pirate Jack Gets Dressed*
by Nancy Raines Day & illustrated by Allison Black
(Beach Lane Books). Images © Allison Black.

When Pirate Jack
dresses in **WHITE**,
you shout,
“Make sail!”



Featuring the picture book *Pirate Jack Gets Dressed*
by Nancy Raines Day & illustrated by Allison Black
(Beach Lane Books). Images © Allison Black.

When Pirate Jack
dresses in **BLUE**,
you shout,
“Thar she blows!”



Featuring the picture book *Pirate Jack Gets Dressed*
by Nancy Raines Day & illustrated by Allison Black
(Beach Lane Books). Images © Allison Black.

When Pirate Jack
dresses in **ORANGE**
and **RED**, you shout,
“Heave ho!”



Featuring the picture book *Pirate Jack Gets Dressed*
by Nancy Raines Day & illustrated by Allison Black
(Beach Lane Books). Images © Allison Black.

When Pirate Jack
dresses in PINK,
you shout,
“Avast!”



Featuring the picture book *Pirate Jack Gets Dressed*
by Nancy Raines Day & illustrated by Allison Black
(Beach Lane Books). Images © Allison Black.

When Pirate Jack
dresses in BROWN,
you shout,
“Shiver me timbers!”



Featuring the picture book *Pirate Jack Gets Dressed*
by Nancy Raines Day & illustrated by Allison Black
(Beach Lane Books). Images © Allison Black.

When Pirate Jack
dresses in PURPLE,
you shout,
“Walk the plank!”



Featuring the picture book *Pirate Jack Gets Dressed*
by Nancy Raines Day & illustrated by Allison Black
(Beach Lane Books). Images © Allison Black.

When Pirate Jack
dresses in GREEN
you shout,
“Squawk!”



Featuring the picture book *Pirate Jack Gets Dressed*
by Nancy Raines Day & illustrated by Allison Black
(Beach Lane Books). Images © Allison Black.

Dress, Dress, Pirate Jack

Sing to the tune of *Row, Row, Row Your Boat*


Red, Blue, Green, and Gold,
Dress like Pirate Jack.

Colorful, colorful, colorful, colorful
Parrot on your back.

Black, Orange, Purple, Pink,
Dress in every hue.

If you shout, "Heave ho!"
You can join my crew.

Featuring the picture book *Pirate Jack Gets Dressed* by Nancy Raines Day and illustrated by Allison Black (Beach Lane Books).
Images © Allison Black.



Dress, Dress, Pirate Jack

Sing to the tune of *Row, Row, Row Your Boat*


Red, Blue, Green, and Gold,
Dress like Pirate Jack.

Colorful, colorful, colorful, colorful
Parrot on your back.

Black, Orange, Purple, Pink,
Dress in every hue.

If you shout, "Heave ho!"
You can join my crew.

Featuring the picture book *Pirate Jack Gets Dressed* by Nancy Raines Day and illustrated by Allison Black (Beach Lane Books).
Images © Allison Black.



Dress, Dress, Pirate Jack

Sing to the tune of *Row, Row, Row Your Boat*


Red, Blue, Green, and Gold,
Dress like Pirate Jack.

Colorful, colorful, colorful, colorful
Parrot on your back.

Black, Orange, Purple, Pink,
Dress in every hue.

If you shout, "Heave ho!"
You can join my crew.

Featuring the picture book *Pirate Jack Gets Dressed* by Nancy Raines Day and illustrated by Allison Black (Beach Lane Books).
Images © Allison Black.



Dress, Dress, Pirate Jack

Sing to the tune of *Row, Row, Row Your Boat*


Red, Blue, Green, and Gold,
Dress like Pirate Jack.

Colorful, colorful, colorful, colorful
Parrot on your back.

Black, Orange, Purple, Pink,
Dress in every hue.

If you shout, "Heave ho!"
You can join my crew.

Featuring the picture book *Pirate Jack Gets Dressed* by Nancy Raines Day and illustrated by Allison Black (Beach Lane Books).
Images © Allison Black.



PIRATE'S PARROT

No pirate outfit is complete without a parrot on your shoulder. Here is how to get Polly to ride on your shoulder or perch on your bookcase.



From the picture book Pirate Jack Gets Dressed by Nancy Raines Day & illustrated by Allison Black (Beach Lane Books). Images © Allison Black. #PirateJackGetsDressed

- Cut out your parrot.
- Cut out the strip on the right along the dashed line.
- Fold the strip on the solid lines. Make the folds all in the same direction.
- Pull tabs A and D together until one tab sits on top of the other. Have you made a triangle?
- Tape or glue tabs A and D together to secure the triangle.

- Tape side B or C to the back of your parrot above the tail feathers.
- Set on a surface or secure to a shoulder with a piece of masking tape running through the base of the triangle and sticking to the shirt on either side of the base of the triangle.

A

B

C

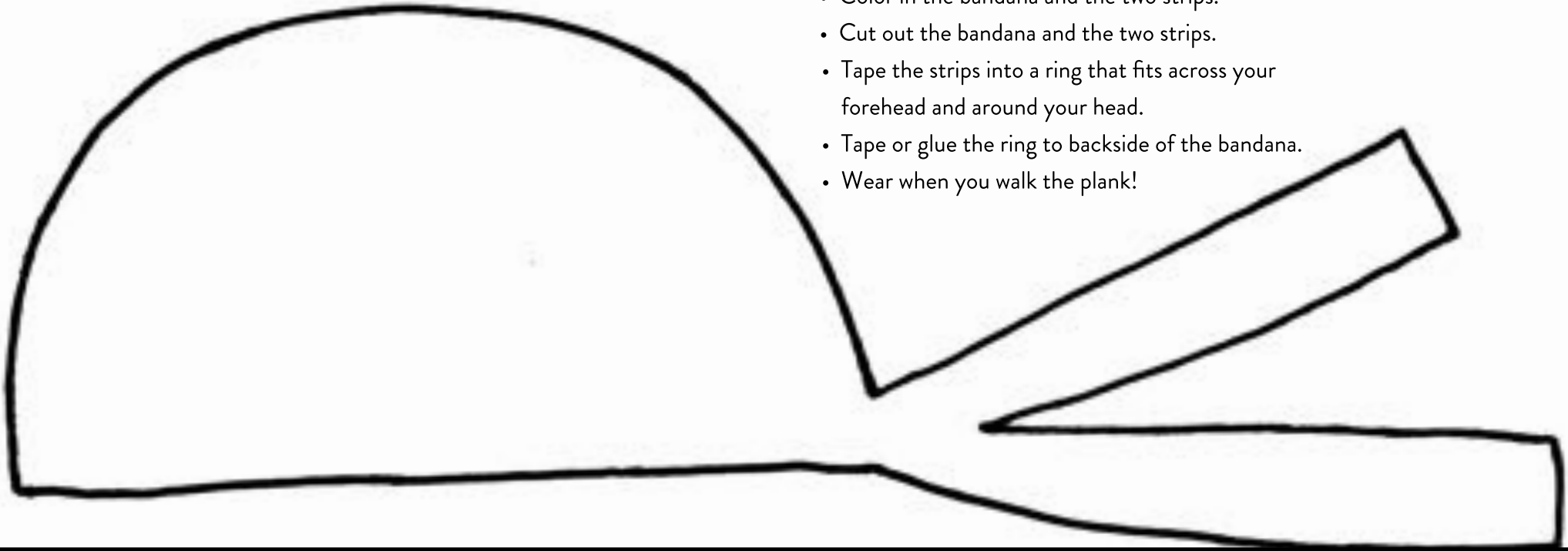
D

PIRATE JACK GETS DRESSED

PIRATE BANDANA

Pirate Jack has so many scarves to choose from to make a bandana. What color and pattern will you wear to sea?

- Color in the bandana and the two strips.
- Cut out the bandana and the two strips.
- Tape the strips into a ring that fits across your forehead and around your head.
- Tape or glue the ring to backside of the bandana.
- Wear when you walk the plank!



 PIRATE JACK GETS DRESSED 

A picture book by Nancy Raines Day and illustrated by Allison Black (Beach Lane Books)

#PirateJackGetsDressed