

**Fold this tab toward the back to form a pocket for the pennant string.**



**S**

## **Pirate Pennant**

- 1) Print out this pennant.
- 2) When cutting out the pennants, include the white tab at the top.
- 3) Fold the white tab toward the back of the pennant.
- 4) Glue or tape the tab over a string to create a line of pennants.

This pennant spells out, "**School**."  
For a PDF of pennants that spell "**Ahoy**," download the Event Kit at [CuriousCityDPW.com](http://CuriousCityDPW.com) (found by searching "pirates don't").

Based on the picture book **Pirates Don't Go to Kindergarten!** by Lisa Robinson and illustrated by Eda Kaban (Two Lions).

**Fold this tab toward the back to form a pocket for the pennant string.**



**C**

## **Pirate Pennant**

- 1) Print out this pennant.
- 2) When cutting out the pennants, include the white tab at the top.
- 3) Fold the white tab toward the back of the pennant.
- 4) Glue or tape the tab over a string to create a line of pennants.

This pennant spells out, "**School**."  
For a PDF of pennants that spell "**Ahoy**," download the Event Kit at [CuriousCityDPW.com](http://CuriousCityDPW.com) (found by searching "pirates don't").

Based on the picture book **Pirates Don't Go to Kindergarten!** by Lisa Robinson and illustrated by Eda Kaban (Two Lions).

**Fold this tab toward the back to form a pocket for the pennant string.**



**SH**

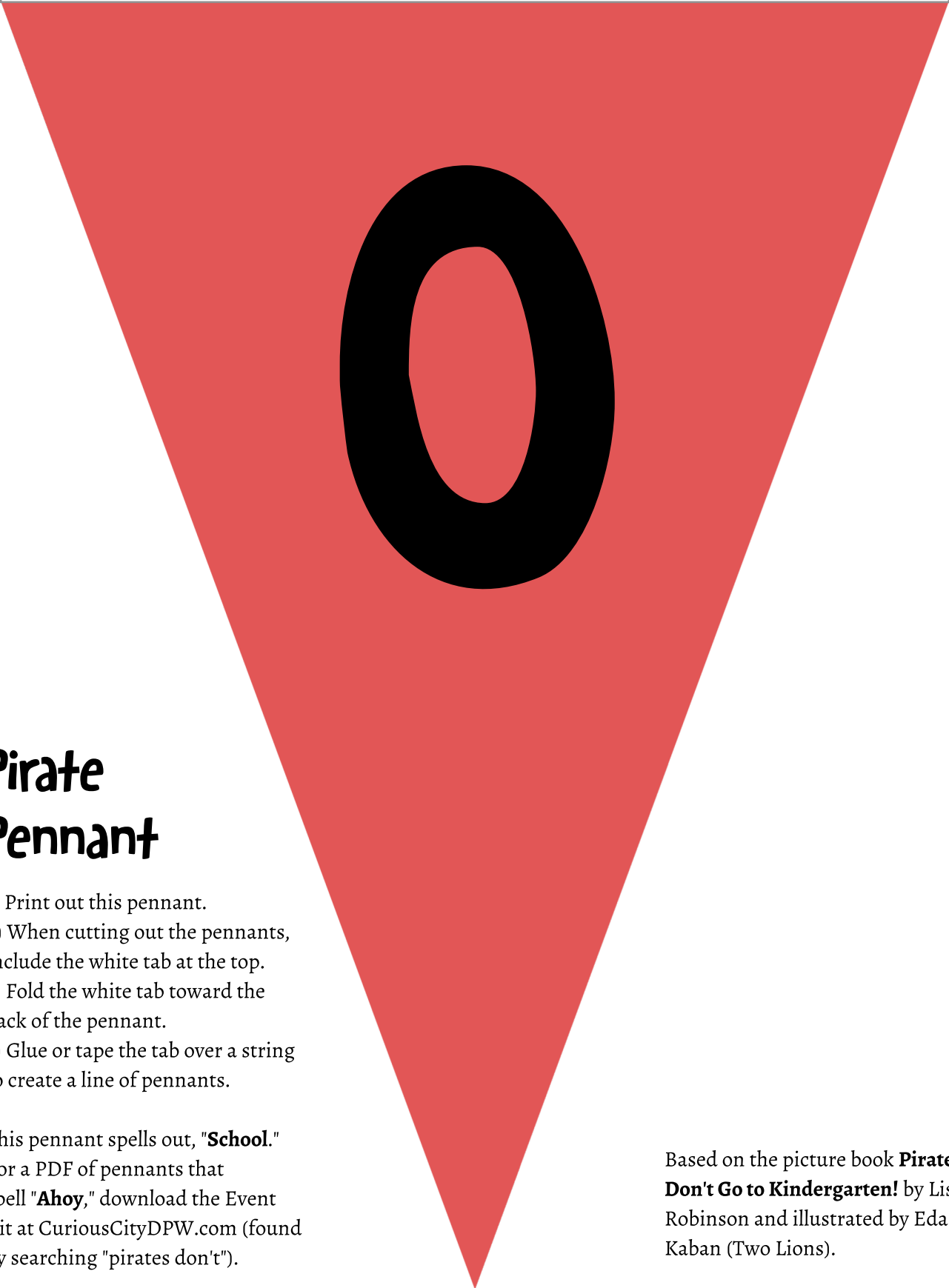
## **Pirate Pennant**

- 1) Print out this pennant.
- 2) When cutting out the pennants, include the white tab at the top.
- 3) Fold the white tab toward the back of the pennant.
- 4) Glue or tape the tab over a string to create a line of pennants.

This pennant spells out, "**School**."  
For a PDF of pennants that spell "**Ahoy**," download the Event Kit at [CuriousCityDPW.com](http://CuriousCityDPW.com) (found by searching "pirates don't").

Based on the picture book **Pirates Don't Go to Kindergarten!** by Lisa Robinson and illustrated by Eda Kaban (Two Lions).

**Fold this tab toward the back to form a pocket for the pennant string.**



**O**

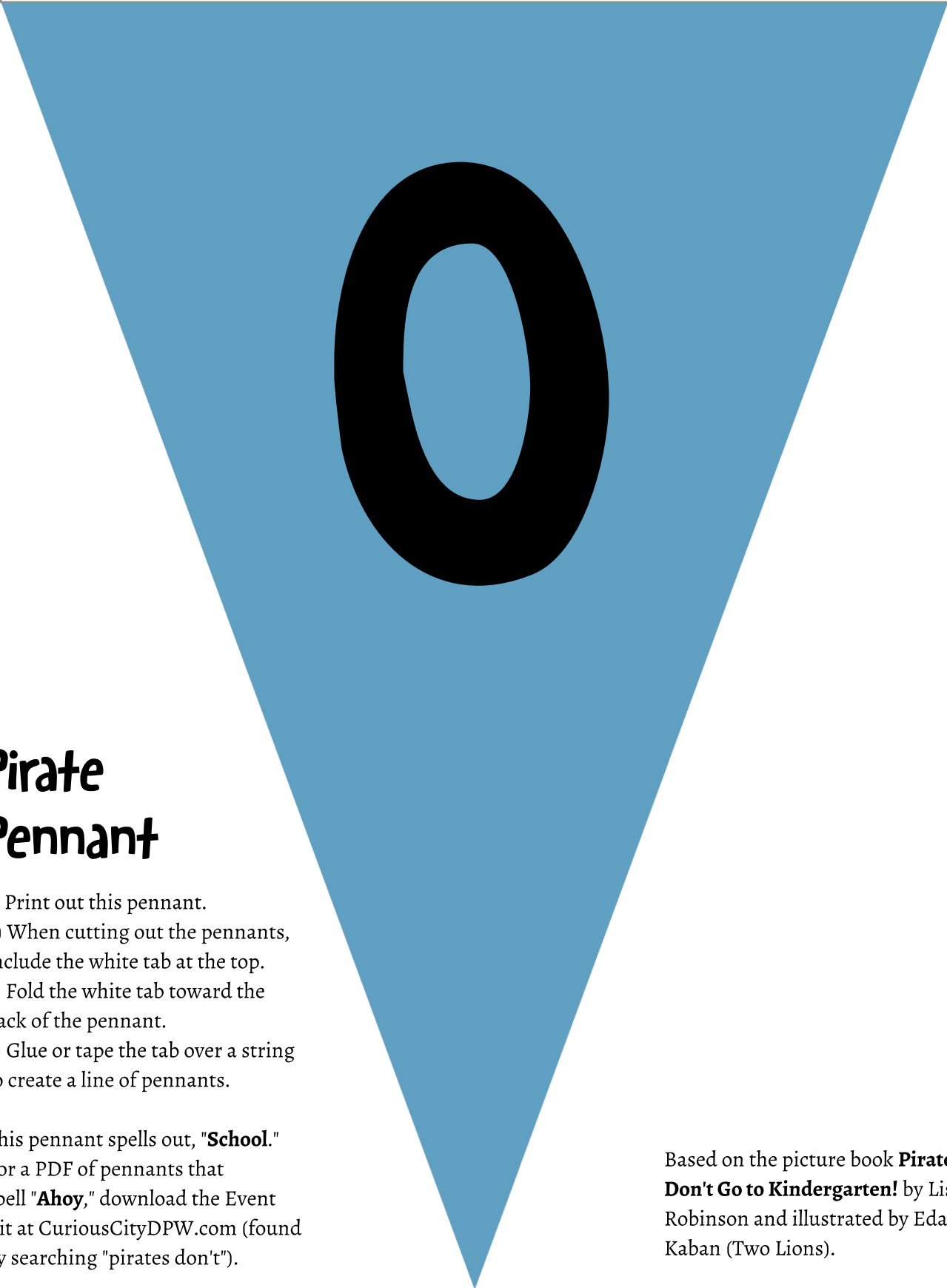
## **Pirate Pennant**

- 1) Print out this pennant.
- 2) When cutting out the pennants, include the white tab at the top.
- 3) Fold the white tab toward the back of the pennant.
- 4) Glue or tape the tab over a string to create a line of pennants.

This pennant spells out, "**School**."  
For a PDF of pennants that spell "**Ahoy**," download the Event Kit at [CuriousCityDPW.com](http://CuriousCityDPW.com) (found by searching "pirates don't").

Based on the picture book **Pirates Don't Go to Kindergarten!** by Lisa Robinson and illustrated by Eda Kaban (Two Lions).

**Fold this tab toward the back to form a pocket for the pennant string.**



**O**


## **Pirate Pennant**

- 1) Print out this pennant.
- 2) When cutting out the pennants, include the white tab at the top.
- 3) Fold the white tab toward the back of the pennant.
- 4) Glue or tape the tab over a string to create a line of pennants.

This pennant spells out, "**School**."  
For a PDF of pennants that spell "**Ahoy**," download the Event Kit at [CuriousCityDPW.com](http://CuriousCityDPW.com) (found by searching "pirates don't").

Based on the picture book **Pirates Don't Go to Kindergarten!** by Lisa Robinson and illustrated by Eda Kaban (Two Lions).

**Fold this tab toward the back to form a pocket for the pennant string.**



## **Pirate Pennant**

- 1) Print out this pennant.
- 2) When cutting out the pennants, include the white tab at the top.
- 3) Fold the white tab toward the back of the pennant.
- 4) Glue or tape the tab over a string to create a line of pennants.

This pennant spells out, "**School.**"  
For a PDF of pennants that spell "**Ahoy,**" download the Event Kit at [CuriousCityDPW.com](http://CuriousCityDPW.com) (found by searching "pirates don't").

Based on the picture book **Pirates Don't Go to Kindergarten!** by Lisa Robinson and illustrated by Eda Kaban (Two Lions).