


QUICK, Little Monkey!

A Pygmy Marmoset STEM Story Hour Kit

Featuring the picture book
Quick, Little Monkey!
by Sarah L. Thomson and
illustrated by Lita Judge
(Boyd's Mill Press)



Quick, Little Monkey! Pygmy Marmoset STEM Story Hour Kit

ABOUT THE KIT


Use this kit in an early childhood or elementary classroom, library, or bookstore or at a child's party or play date. Best for ages 3-7

In the picture book **Quick, Little Monkey!** the young pygmy marmoset, Little Monkey, is told by Papa to “hold tight, hide here, and keep still” to be safe from predators. Little Monkey does a good job until she is distracted by a butterfly and falls from her safe spot.

With the activity provided in this kit, children will get to play the role of Papa and look for lost Little Monkey. With the cut-outs in the kit, you can hide Little Monkeys around your space for “Papas” to find. By affixing a paper armband, the young pygmy marmoset can ride home with your readers.

Provided talking points and a take home fact sheet allow you to insert a small amount of STEM about the world's smallest monkey.

The kit also includes a poster and copy to advertise your event!



OTHER RESOURCES

Like this event kit? There are more children's literature programming kits and bi-monthly children's book giveaways at CuriousCityDPW.com.


Look there for Story Hour Kits for Sarah Thomson's other preschool picture books, **Cub's Big World** (Houghton Mifflin Harcourt) and **Around the Neighborhood** (Amazon Children's Publishing).

Share your event photos, comments, and suggestions for improving upon this kit with Curious City at kirsten@curiouscity.net.

ABOUT THE BOOK

Quick, Little Monkey!

By Sarah L. Thomson
Illustrated by Lita Judge
Published by Boyds Mill Press
Age Range: 3 - 7 Years
Lexile: AD350L



When Little Monkey's curiosity causes her to slip and fall to the dark, shadowy rainforest floor, she must hide—quick!—because an ocelot is looking for lunch. Thanks to Papa, Little Monkey knows just what to do to stay safe. And thanks to her own wit and speed, she escapes. But no sooner is she safe from the ocelot than she finds herself wrapped in the coils of an emerald tree boa. This exciting adventure will enthrall readers as Little Monkey faces one challenge after another and will also teach them about the fascinating lives of pygmy marmoset monkeys, the smallest monkeys in the world.

PRAISE FOR THE BOOK

"This fast-paced adventure in a South American forest will have readers on the edge of their seats.... The illustrations... bring heightened tension and emotion to the crisp, lilting text.... An author's note at the end tells readers more about the story and about pygmy marmosets, including that the father provides much of the childcare. This dad and daughter escapade will easily engage audiences who like drama and action in their nature stories." —*School Library Journal*

"As a baby pygmy marmoset rides on her father's back, he shows her how to 'read' the jungle landscape for predators... and to stay safe.... The wide-eyed primate heroine is cute and plucky, and Judge's... woodsy-toned watercolors create moments of high drama... an evocative story of survival of the itty-bittiest." —*Publishers Weekly*

ABOUT THE AUTHOR & ILLUSTRATOR

Sarah L. Thomson has written everything from award-winning picture books to easy readers to middle grade and young adult novels. She lives in Portland, Maine. Visit her at sarahlthomson.com.

Lita Judge is the author-illustrator for over a dozen fiction and nonfiction picture books which have received numerous awards including the Jane Addams Honor, ALA Notables, and Kirkus Best Books list. She lives in Peterborough, New Hampshire. Visit her at litajudge.net.

PREPARING FOR THE ACTIVITIES

You will, of course, create your own grand program or lesson plan! Following are simply suggested ways to prepare for an event or classroom experience.

___ Locate a copy of the picture book **Quick, Little Monkey!** by Sarah L. Thomson and illustrated by Lita Judge (Boyd's Mill Press).

___ If you list your events in newsletters and online calendars, here is some text that may help:

When you are the world's smallest monkey, the rainforest can be filled with perils. But if you hold tight to your Papa and remember how he told you to keep safe, you will be just fine. We will be reading **Quick, Little Monkey!** by Sarah L. Thomson and illustrated by Lita Judge (Boyd's Mill Press) and adopting paper pygmy marmosets to take home. All welcome, but best for ages 2-7.

___ If this event is for the public, print out the event poster (page 7), add your date, time, and location, and replicate it to advertise the event. If you prefer to adapt the poster on your computer, you can find a .jpeg of the poster design on CuriousCityDPW.com. Simply search "Quick Little Monkey" in the upper right and navigate to the Story Hour Kit listing. The font on the poster is Chalooks.

NOTE: In the book, Little Monkey tumbles from her hiding space "down into a quiet dark of slow roots and still earth and cold shadow." She evades several near misses with predators before her Papa finds her. We have provided cut-outs of Little Monkey for you to hide in the "quiet dark" of your space. After your read aloud, you can have children play the role of Papa and go looking for Little Monkey. Once they have found their Little Monkeys, children can be invited to color those wee monkeys.

___ Make sure you have a stash of crayons ready to color paper pygmy marmosets.

___ Look for non-fiction titles on monkeys or the South American rainforest that include pygmy marmosets. Children may want to look at photos of the world's smallest monkey!

___ Watch and consider showing the YouTube "World Meet NINITA. Our New Baby Pygmy Marmoset" from the Rare Species Conservatory Foundation: <https://youtu.be/g6ZM2Q-Dob8>. Believe us, it is both informative and adorable.

___ Print the Little Monkey Cut-outs (page 8). Regular paper will work, but card stock is even better. Cut out the individual monkeys. Ultimately you want to have one monkey cut-out for each child.

NOTE: In the opening and closing of the book, Papa tells Little Monkey to "hold tight." Little Monkey does, "fingers in fur, arms clinging, tail swinging." If your children play the role of Papa looking for Little Monkey, they should also be able to carry Little Monkey like Papa does. By attaching a strip of paper to the back of the Little Monkey Cut-out, you create an armband so children can carry the pygmy marmoset home.

Quick, Little Monkey! Pygmy Marmoset STEM Story Hour Kit

___ Print Little Monkey Armbands (page 9) on cardstock or regular paper. Cut enough so each child has one.

NOTE: Pygmy Marmosets are fascinating. Add a wee bit of STEM to your story hour by sending children home with a list of facts about the world's smallest monkey.

___ Print the Small List of Facts on the Smallest Monkey sheet (page 10). Cut in half.

SETTING UP THE DAY OF THE EVENT

___ Hide the Little Monkeys around your space.

___ Set up your craft table with Little Monkey Armbands, crayons, and tape.

___ Display reference material on pygmy marmosets, monkeys and rainforests.

___ If you are going to play the pygmy marmoset video, prep it to view.

___ Leave out copies of the Small List of Facts on the Smallest Monkey half sheet for children to take home or to the classroom for further study.

EVENT ACTIVITIES

___ Read the picture book **Quick, Little Monkey!** by Sarah L. Thomson and illustrated by Lita Judge (Boyd's Mill Press).

___ If you do a second reading, consider some actions for your listeners like:

Key Actions:

“Hold tight” - Wrap your arms around yourself and hold tight.

“Hide here” - Place hands on top of your head and hide behind your arms.

“Keep still” - Put finger in front of your lips in the “shhhh...” sign.

Animals:

“Beetle buzzed past her nose” - Swipe finger in front of your face and says, “BZZZ...”

“[Butterfly] flower spread bright wings” - Cross hands at the wrist, palms down and flap hands slowly like the wings of a butterfly.

“[Ocelot] sharp claws slash” - Hold hands high, make them into claws and slash downwards.

“[Emerald Tree Boa] opened one hungry mouth - Open mouth wide and “hiss...”

Quick, Little Monkey! Pygmy Marmoset STEM Story Hour Kit

___ Transition to the activity with dialogue like this:

Little Monkey and her Papa are the littlest monkeys in the world. They are called pygmy marmosets.

What do we know about pygmy marmosets from this story?

Who takes care of Little Monkey? Her Mama or her Papa?

Fact: Father pygmy marmosets do most of the childcare.

What else do we know about pygmy marmosets from this story?

Who tries to capture Little Monkey [revisit the pages]?

A black hawk-eagle, an ocelot, and a young emerald green tree boa all try to capture Little Monkey and eat her.

Fact: Many predators try to eat pygmy marmosets for food, but pygmy marmosets are quick and can often get away.

Papa is a good father and a good teacher.

What are the three things he teaches Little Monkey about how to avoid predators?

[hold tight, hide here, keep still.]

Who wants to be a good parent and a good teacher like Papa?

Let's pretend that we have a Little Monkey and that she "tumbled and fell out of the world" [revisit page] and is lost in the "quiet dark" [revisit page].

Should we go and get her before the emerald green tree boa gets too close?


Let's stand up and look with our big round Papa marmoset eyes for a lost Little Monkey.

If you find one, bring her back to the table and we will color together.

___ When children are finished coloring, help them attach the armband by flipping Little Monkey over, placing the armband (words facedown) in the middle, and securing with tape. Wrap the armband around the child's lower arm and attach again with tape. Let them know that "now Little Monkey can ride on you, just like she rides on Papa."

___ When kids are ready to pack up, give them the Small List of Facts on the Smallest Monkey! half sheet to encourage further study.

___ Congratulate yourself on introducing readers to one creature in our "bright, loud, green world."






QUICK, Little Monkey! Story Hour

Featuring the picture book
Quick, Little Monkey!
by Sarah L. Thomson and
illustrated by Lita Judge
(Boyd's Mill Press)

Little Monkey Cut-Out

Print (if possible) on card stock. Cut out a pygmy marmoset for each child coming to your Quick, Little Monkey! Pygmy Marmoset STEM Story Hour.



Little Monkey Armband

Print (if possible) on card stock. Cut out an armband for each child coming to your Quick, Little Monkey! Pygmy Marmoset STEM Story Hour.

From the picture book
Quick, Little Monkey!
by Sarah L. Thomson and
illustrated by Lita Judge
(Boyd's Mill Press)

From the picture book
Quick, Little Monkey!
by Sarah L. Thomson and
illustrated by Lita Judge
(Boyd's Mill Press)

From the picture book
Quick, Little Monkey!
by Sarah L. Thomson and
illustrated by Lita Judge
(Boyd's Mill Press)

From the picture book
Quick, Little Monkey!
by Sarah L. Thomson and
illustrated by Lita Judge
(Boyd's Mill Press)

From the picture book
Quick, Little Monkey!
by Sarah L. Thomson and
illustrated by Lita Judge
(Boyd's Mill Press)

From the picture book
Quick, Little Monkey!
by Sarah L. Thomson and
illustrated by Lita Judge
(Boyd's Mill Press).

Small List of Facts on the World's Smallest Monkey



From the picture book
Quick, Little Monkey!
by Sarah L. Thomson and
illustrated by Lita Judge
(Boyd's Mill Press)

- Pygmy marmosets (like Little Monkey and her father) are the world's smallest monkey.
- A baby marmoset is about the size of a grown-up's thumb. It could easily curl up in your hand for a nap.
- A pygmy marmoset is full-grown at two years old. It weighs about as much as a stick of butter.
- A group of marmosets is called a troop. (Other kinds of monkeys live in troops as well.)
- A pygmy marmoset's favorite food is tree sap. It digs a hole in a tree's bark with its teeth and laps up the sap. Marmosets will also eat insects and fruit.
- Fathers do most of the childcare in a pygmy marmoset troop. They carry the youngest babies piggyback and bring them back to their mothers to be nursed.
- Pygmy marmosets live in the rainforests of South America.

EXPLORE MORE on the author's website:
www.SarahLThomson.com/categories/QLM

Small List of Facts on the World's Smallest Monkey



From the picture book
Quick, Little Monkey!
by Sarah L. Thomson and
illustrated by Lita Judge
(Boyd's Mill Press)

- Pygmy marmosets (like Little Monkey and her father) are the world's smallest monkey.
- A baby marmoset is about the size of a grown-up's thumb. It could easily curl up in your hand for a nap.
- A pygmy marmoset is full-grown at two years old. It weighs about as much as a stick of butter.
- A group of marmosets is called a troop. (Other kinds of monkeys live in troops as well.)
- A pygmy marmoset's favorite food is tree sap. It digs a hole in a tree's bark with its teeth and laps up the sap. Marmosets will also eat insects and fruit.
- Fathers do most of the childcare in a pygmy marmoset troop. They carry the youngest babies piggyback and bring them back to their mothers to be nursed.
- Pygmy marmosets live in the rainforests of South America.

EXPLORE MORE on the author's website:
www.SarahLThomson.com/categories/QLM